

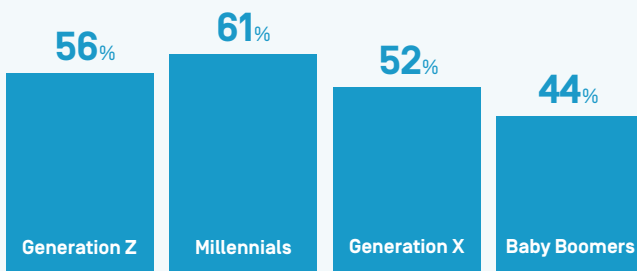
WEEK 3: APRIL 8-9, 2020

Two-thirds of Americans remain concerned they may lose their jobs. About half are worried COVID-19 will have a negative impact on their finances.

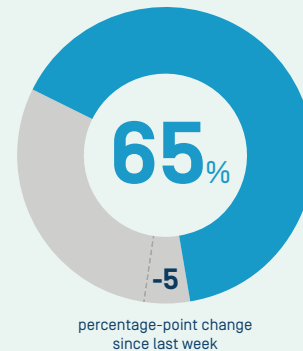
But as the crisis marches on, these emotions and concerns are slightly less intense than they were a week earlier — and most Americans also believe the pandemic's effect on their lives won't last beyond October.

Compared to other generations, millennials appear to be bearing more of the brunt of the impact. In addition to being more likely to lose work and income, they and members of Generation X are most likely to say they would need more education or training to replace a lost job.

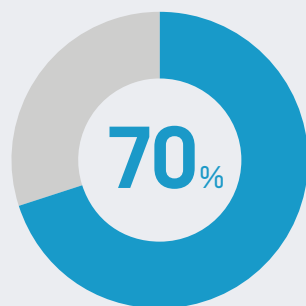
This nationally representative survey\* of 1,000 adults is updated weekly and designed to track the impact of the pandemic on American lives, work, and education. The intent is to provide insights to the education and training providers, policymakers, employers, and individual Americans who are navigating the crisis.



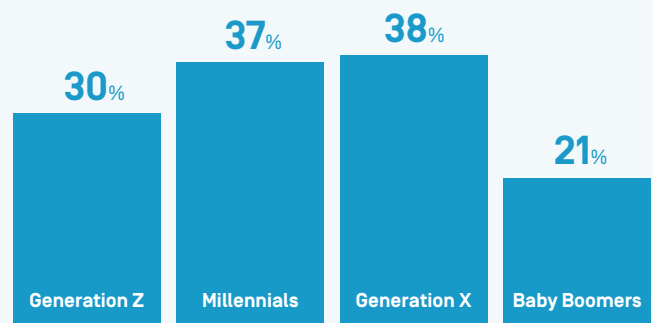
Most Americans (55%) have either **lost jobs or had their hours or income reduced**, but millennials have felt that impact more than other generations.



Nearly two-thirds of Americans (65%) are **worried they will lose their jobs**, down from 70% one week ago.



The majority of adults believe that for them personally, **the effects of the crisis** will not last longer than six months.



One-third of Americans believe they would **need more education** to find a comparable job if they were to lose theirs. That belief is most pronounced among Generation X and millennials.

\* Survey completed weekly by Heart+Mind Strategies on behalf of the Center for Consumer Insights.



## Strada Public Viewpoint: COVID-19 Work and Education Survey

**Interview Dates:** April 8-9, 2020

**Audience:** National online survey of Americans ages 18 and above. Quotas based on the U.S. Census were used to ensure results that are nationally representative by age, gender, race/ethnicity and region. Sample size n=1,001. Where noted, data is aggregated across multiple weeks.

---

**1. Please select the words below that best describe the way you feel right now about the virus outbreak. Please select all that apply.**

- |              |     |
|--------------|-----|
| a. Concerned | 58% |
| b. Cautious  | 51% |
| c. Worried   | 50% |
| d. Anxious   | 40% |
| e. Hopeful   | 32% |
| f. Scared    | 31% |
| g. Angry     | 22% |

**2. What effect do you think the coronavirus outbreak will have on each of the following parts of your life?**

*Finances*

- |                             |     |
|-----------------------------|-----|
| a. Very negative effect     | 19% |
| b. Somewhat negative effect | 33% |
| c. No effect                | 27% |
| d. Somewhat positive effect | 11% |
| e. Very positive effect     | 10% |

*Job*

- |                             |     |
|-----------------------------|-----|
| a. Very negative effect     | 20% |
| b. Somewhat negative effect | 27% |
| c. No effect                | 28% |
| d. Somewhat positive effect | 11% |
| e. Very positive effect     | 14% |

*Mental health*

- |                             |     |
|-----------------------------|-----|
| a. Very negative effect     | 12% |
| b. Somewhat negative effect | 29% |
| c. No effect                | 34% |
| d. Somewhat positive effect | 13% |
| e. Very positive effect     | 12% |

*Physical health*

- |                             |     |
|-----------------------------|-----|
| a. Very negative effect     | 7%  |
| b. Somewhat negative effect | 27% |
| c. No effect                | 39% |
| d. Somewhat positive effect | 15% |
| e. Very positive effect     | 12% |

*Base: Varies - Individuals for whom the item is applicable.*

**3. How worried are you that you may lose your job as a result of the coronavirus (COVID-19) events, or are you not at all worried?**

- |                       |     |
|-----------------------|-----|
| a. Extremely worried  | 19% |
| b. Very worried       | 18% |
| c. Somewhat worried   | 28% |
| d. Not very worried   | 16% |
| e. Not at all worried | 19% |

*Base: Individuals who were employed full-time or part-time or self-employed and have not "already lost their job", n=526.*

**4. How long do you think the impact of coronavirus will be to you personally?**

- |                     |     |
|---------------------|-----|
| a. 1-3 months       | 31% |
| b. 4-6 months       | 39% |
| c. 7-12 months      | 17% |
| d. More than 1 year | 13% |

**5. Did you lose your job or have your hours or income from work been reduced because of the coronavirus (COVID-19) situation?**

- |        |     |
|--------|-----|
| a. Yes | 55% |
| b. No  | 45% |

*Base: Individuals who were in the workforce (employed full-time or part-time, self-employed, or unemployed looking for work) n=629.*

**6. Do you agree or disagree with the following statement?**

*If I were to lose my job because of the coronavirus (COVID-19) events, I will need additional education or training to find another job with the same wages or income.*

- |                               |     |
|-------------------------------|-----|
| a. Strongly agree             | 12% |
| b. Agree                      | 22% |
| c. Neither agree nor disagree | 31% |
| d. Disagree                   | 21% |
| e. Strongly disagree          | 14% |

*Base: Individuals who were in the workforce (employed full-time or part-time, self-employed, or unemployed looking for work), 3 weeks aggregated n=1,264.*